



- Built-in temperature controller with 0...10V signal for control of output unit
- Automatic adaptation to connected 230 or 400V supply voltage
- Can be controlled using an external 0...10 V-control signal

TTC40F is a 3-phase triac controller for control of electric heaters. The device is connected in series between the power supply and an electric heater or radiator.

TTC40F has a temperature controller with inputs for sensors placed, for instance, in a supply air duct or room. It can also be controlled using an external control signal.

The controller utilises stepless, time-proportional control. I.e.: the ratio between on-time and off-time is varied in order to fit the present heating requirement.

Example: A controller output of 50 % will equal an on-time of 30 s and an off-time of 30 s if the cycle time is 60 s. The cycle time is adjustable 6...60 s.

Triac control is considerably more accurate than on/off control, meaning increased heating comfort and lowered energy costs.

TTC40F

3-phase controller for electric heating,
230 or 400 V / 40 A

TTC40F is a 3-phase controller intended for time-proportional control of electric heaters, radiators, etc. The controller is capable of controlling both D- and Y-connected loads.

- For DIN-rail mounting
- Settable min. and max. limitation
- Adjustable cycle time

TTC40F has a built-in function for automatically adapting the control mode as needed:

Supply air control

For rapid temperature changes, the supply air controller will function as a PI-controller. The P-band will be 20K with an I-time of 6 minutes.

Room temperature control

For slower temperature changes, the room controller will function as a P-controller. The P-band will be 1.5K. The supply air controller will retain the same settings as before. During room temperature control, the supply air temperature can be provided with a min. or max. limitation.

Control of larger loads

In cases where the electric heater is larger than the capacity of TTC40F, the load can be divided and controlled by use of a TT-S4/D or TT-S6/D step controller in combination with the TTC40F. Slave control of one or more TTC25/TTC40F units via the TTC40F is also possible.

External control signal

TTC40F can also be run against a 0...10 V DC control signal from another controller. 0 V input signal will give 0 % output and 10 V input will give 100 % output.

Minimum and maximum limit functions are not active when using an external control signal.

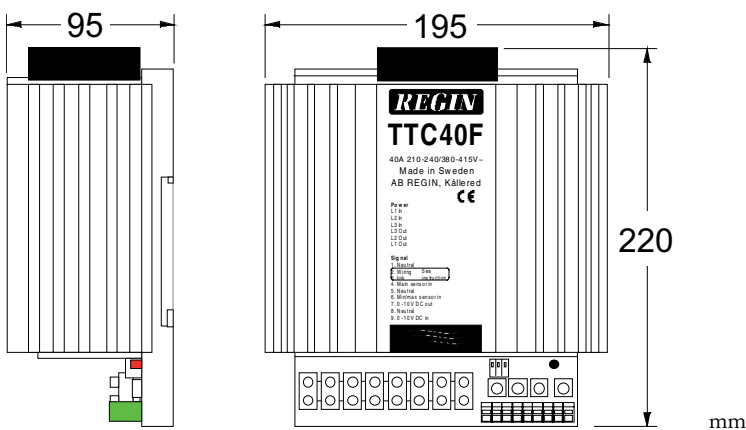
Technical data

Supply voltage	3-phase, 210...255 / 380...415 V AC. Automatic adaptation
Power output	Max. 40 A, min. 4 A/phase. At 400 V, max. effect will be 27 kW
Safety function	The feed to the TTC should be interlocked with a high temp. limit switch
Power emission	70 W at full load
Cycle time	Factory setting 60 sec. Adjustable 6...60 sec
Indicator	Red LED, lit when power is pulsed to heater
Ambient temperature, operation	0...40°C
Ambient humidity	Max 90 %rH
Storage temperature	-40...+50°C
Protection class	IP20
Control unit	
Sensor inputs	Main and min./max. sensor. Min./max. sensor: working range 0...60°C
Main setpoint	0...30°C. Other areas dependant on connected sensor. Includes external setpoint (e.g. TG-R430)
Control parameters, primary control	Rapid control circuits: PI-function with a P-band of 20K and I-time of 6 minutes. Slower control circuits: P-function with a P-band of 1.5 K
Setpoint, min. limitation	0...30°C
Setpoint, max. limitation	20...60°C
Control parameters, limitation	PI-function with a P-band of 20K and an I-time of 6 minutes
Output signal, controller	0...10 V. Connected to control input of output unit by wire strap (terminal 7-9)
Control input	For external control signal 0...10 V.



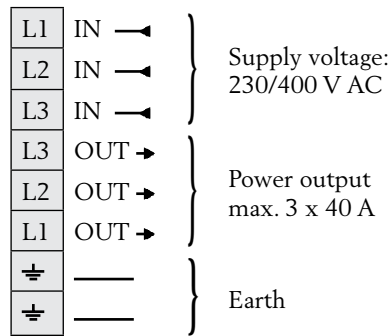
This product carries the CE-mark. More information is available at www.regincontrols.com.

Dimensions

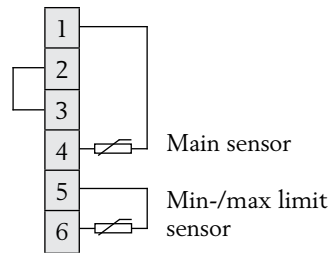


Wiring

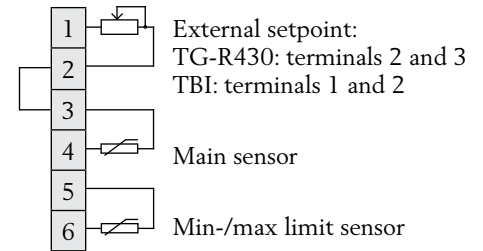
Power



Room temperature control

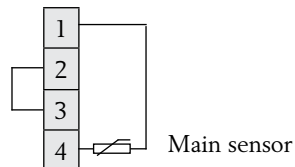


Room temperature control with external setpoint

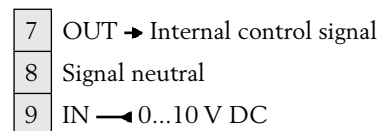


NOTE: When controlling Y-connected loads, the load must be symmetric and the signal neutral must not be connected!

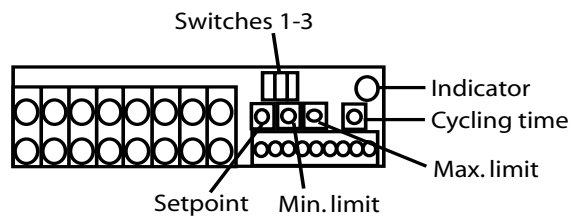
Constant supply air



External signal 0...10 V DC



Terminals 7 and 9 are connected by a factory-mounted wire strap. Remove the wire strap when using external control signal.



Operating switches:

- 1 - Setpoint:
Up: Built-in setpoint
Down: External setpoint
- 2 - Min. temp. limit.:
Up: Activated
Down: Deactivated
- 3 - Max. temp. limit.:
Up: Activated
Down: Deactivated
- Min. and max. limit.
function can be active
simultaneously

Product documentation

The document can be downloaded from www.regincontrols.com

Head office Sweden

Phone: +46 31 720 02 00

Web: www.regincontrols.com

Mail: info@regincontrols.com