

Description:

The temperature sensors are designed for general-purpose application in control and regulation systems for the temperature measurement in airflows, and for the detection temperatures in gaseous media, e.g. in ventilation and in air conditioning ducts. The temperature sensor is located in the stem. The head of transducer is made of the plastic material, cover is provided with quick-locking screws, the stem is made of stainless steel (DIN 1.4301). The device is delivered with plastic console (central holder type A). The converter temperature - current or temperature - voltage, which is positioned in the transducer head, is not provided with a galvanic separation.

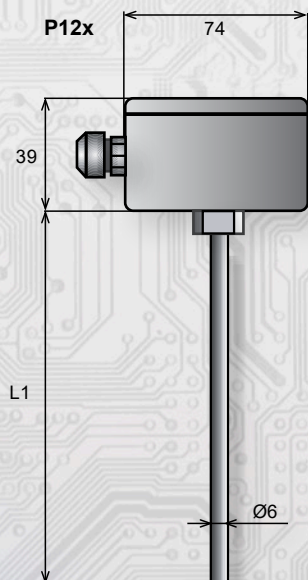
Standard length L1

L1 (mm)
120
180
240
300
360
420

Basic technical parameters

Sensor	Pt1000	
Measurement error	< 0,6 %	
	(P12I)	(P12U)
Output signal	4 ÷ 20 mA	0 ÷ 10 V
Power supply U _{cc}	11 ÷ 35 VDC	18 ÷ 30 VDC
Load resistance	R _z < (U _{cc} -11) x 50 [Ω]	R _z > 50 kΩ
Sensing element break	I _z > 24 mA	U _v > 12 V
Sensing element short	I _z < 3 mA	U _v ~ 0 V
Ambient temperature	-30 ÷ 80 °C	
Relative humidity	< 80%	
Material	polycarbonat, blue colour (grey on request)	
Protection type	IP 30	
Terminal board	COB 5/2, wire cross section 0,35 ÷ 2,5 mm ²	

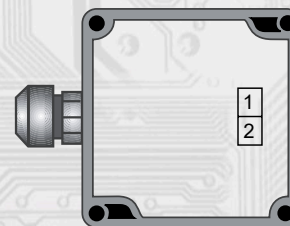
Dimensions and accessories



Temperature range

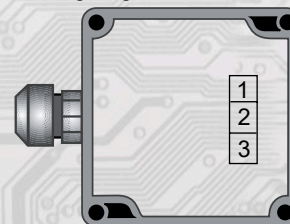
-30 ÷ 60°C
0 ÷ 35°C
0 ÷ 50°C
0 ÷ 100°C
0 ÷ 150°C
0 ÷ 250°C

Wiring diagram for P11I, P111I



1,2: current loop arbitrary polarity

Wiring diagram for P11U, P111U



1: positive pole of the supply source
2: negative pole of the supply source
3: 0 to 10 V output